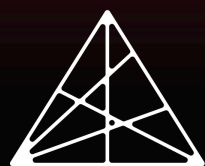




NOVA 16S - 150W DC



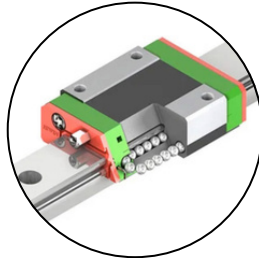
AEON
Laser USA

NOVA 16S REDLINE CO2 Laser Cutter & Engraver


features:



8G ACCELERATION



HIWIN LINEAR RAILS




LIGHTWEIGHT LASER HEAD




RIGID FRAME




ALL-IN-ONE DESIGN



AEROSPACE ALUMINUM GANTRY



HD LID CAMERA




INTEGRATED AUTOFOCUS



MATERIAL PASS THROUGH

The NOVA 16S with a 150W CO₂ glass tube is a powerful large-format production system designed for businesses that need speed, reliability, and versatility. With its spacious work area and high-powered DC tube, the NOVA 16S excels at cutting and engraving a wide range of materials, making it ideal for high-throughput production and large-scale projects.




SUPER BRIGHT WORK AREA




RBG STATUS LIGHT



INTUITIVE LCD DISPLAY



SAFE-GUARDED OPTICS



SAFE-GUARDED LASER HEAD



MODULAR TUBE DOCKING



BULLSEYE LEVELING GAUGE



**TOOLLESS MAINTENANCE
MIRRORS**



**TOOLLESS MAINTENANCE
LENS CARTRIDGES**

NOVA 16S

Measurements



Machine Dimensions
W 82-11/16" x D 59-1/16" x H 43-1/2"

Shipping Dimensions
W 85-7/8" x D 62-9/16" x H 48-1/4"

Z-Axis Max Bed Travel
7-7/8"

Machine Weight
1521 lbs.

Working Area
63" x 39-3/8"

Machine Weight + Crate
1609 lbs.

NOVA 16S - 150W DC

LASER SOURCE	
Glass CO ₂ Tube	150W CO ₂ Glass Tube (SPT)
Cooling Method Glass CO ₂ Tube	Water

MOTION & PRECISION	
Motors	DC Steppers
Guide Rails	Hiwin Linear Rails
Max Acceleration	5G
Max Speed	1500 mm/s
Minimum Font Size	1.0 x 1.0mm
Positioning Accuracy Max	<=0.01mm
Scanning Precision Max	1200 DPI
Red Dot Positioning	✓
Autofocus	Integrated
Wireless Remote Control	Included

COOLING, AIR ASSIST & VENTILATION	
Water Chiller	Built-in S&A 5200 Fan Cooled Chiller
Fume Exhaust Fan	Built-in 500W, 6" Dia. Centrifugal Fan
Air Assist	Integrated
Compressed Air	Built-in 13 Gallon Tank
Smart Air Solenoid Valve	✓

WORK TABLE	
Downdraft Ventilation	✓
Blade Table	✓
Honeycomb Table	✓
Material Collection Tray	✓
Material Pass Through Door	1.5" Height
Table Lifting Capacity	250 lbs

POWER REQUIREMENTS	
Voltage/Frequency	120v/60Hz
Amperage	20A Dedicated Circuit
Rated Power Draw	1,400W

NOVA 16S - 150W DC

CONTROL & SOFTWARE	
Control Panel	5" Keypad & LCD display
Memory Capacity	1 GB
Lightburn Software	Included (\$199 Value)
Wifi Data Transfer	Integrated
Operating System	Windows & Mac
Supported File Formats	AI/PDF/DXF/PLT/SVG/DXF/SC/BMP/JPEG/JPG/PNG/GIF/ TIFF/TIF/TGA

OPTICS	
Toolless Mirror Change	✓
Magnetic Lens Cartridge	✓
Isolated Optics	✓
2" Lens	Optional
2.5" Lens	Standard
4" Lens	Optional
Mirror Sizes	φ 25mm (x3)
Beam Combiner	φ 25mm
Window	φ 20mm

SAFETY	
Safety Level	Class 1
Smart Monitoring	✓
Optics Temperature Alarm	✓
Diagnostic Log	✓
LED Status Light	✓
Lid Interlock	✓
Side Panel Interlocks Water	✓
Flow Protection Water	✓
Temperature Alarm	✓

ADD-ONS	
Rotary	Optional
Fume Extractor	Optional

WARRANTY & SUPPORT	
2 Year	Included (www.aeonlaser.us/warranty)
4 Year	Optional



 205 COASTAL LANE, UNIT 1105, WEST MELBOURNE, FL 32904  321-260-2325

WWW.AEONLASER.US